

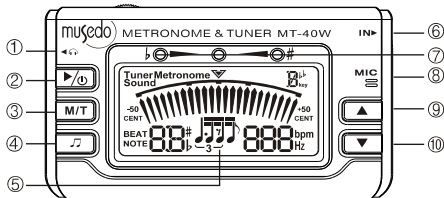
MT-40W Owner's manual

Thank you and congratulations on your purchase of the Musedo Metro-tuner MT-40W. Please take the time to read through this manual to ensure you get the best from your tuner.

Product Description

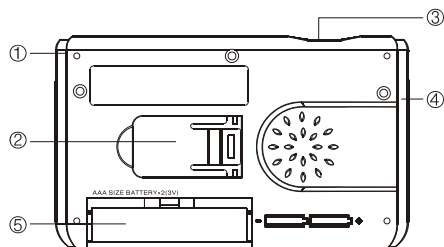
The MT-40W is a 3-in-one Metro-tuner with Tone Generator designed specifically for Wind Instruments.

• Front face



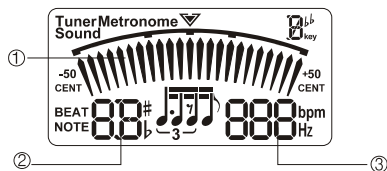
- ① Earphone Jack
- ② Power/Play
- ③ Mode Jack/Beat
- ④ Rhythm
- ⑤ LCD
- ⑥ Input Jack
- ⑦ Tuner LED
- ⑧ Mic
- ⑨ Parameter adjust ▲
- ⑩ Parameter adjust ▼

• Back face



- ① Input Jack
- ② Stand
- ③ Volume
- ④ Earphone Jack
- ⑤ Battery Cover

• LCD Interface

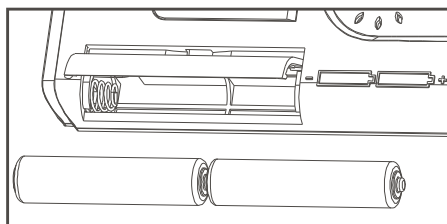


- ① Accuracy Indicator
- ② Note Name, Beat
- ③ A4, Tempo

Tuning scale	Chromatic	C, C#, D, Eb, E, F, F#, G, G#, A, Bb, B
A4		430~450Hz

Installing the batteries

When the LCD becomes dim, please replace the batteries as soon as possible.



Open the battery cover in the direction shown until the compartment opens. Pop the batteries out, replace with a new ones and slide the cover on until it locks. Pay attention to polarity.

Operation

• Tuner

1. Press and hold $\blacktriangleright/\text{play}$ for 2 sec to turn on/off MT-40W. The default mode is TUNER when MT-40W is powered on.
2. Press $\blacktriangle/\blacktriangledown$ to adjust A4: 430 – 450Hz
3. Press musical note to select tuning items: C \rightarrow F \rightarrow B \flat \rightarrow E \flat
4. Use the built-in MIC, or plug a pickup or instrument cable to IN to pick up the signal.
5. The green LED means the note is in tune. The red LED means out of tune.

• Tone Generator

1. Press $\blacktriangleright/\text{play}$ briefly to enter the Tone Generator mode.
2. Press musical note to select the key: C \rightarrow F \rightarrow B \flat \rightarrow E \flat
3. Press $\blacktriangleright/\text{play}$ briefly to stop playing the note and return to Tuner mode.
4. Press $\blacktriangle/\blacktriangledown$ to select the notes.
5. Range: 2A – 6A

• Metronome

1. Press and hold M/T for 2 sec to enter Metronome mode. Press and hold $\blacktriangleright/\text{play}$ for 2 sec to turn on/off MT-40W.
2. Press $\blacktriangle/\blacktriangledown$ to set the TEMPO: 30 – 250bpm
3. Press M/T briefly to set the beat: 0 – 9
4. Press musical note button to select the RHYTHM: musical note
5. Press $\blacktriangleright/\text{play}$ to play/stop the metronome.

Specifications

- Tuning Scale: C \rightarrow F \rightarrow B \flat \rightarrow E \flat
- Tuning Range: A $_0$ (27.50 Hz)~C $_8$ (4186 Hz)
- Tuning Mode: Mic, Input jack
- Response Time: <20 ms
- Precision: \pm 1 cent
- Power: 3V (2XAAA)
- Power consumption:
 - Tuning mode: < 15mA
 - Metronome mode < 30mA
 - Tone Generator < 50mA
- Dimension: 105 (L) x 63 (W) X 19 (H)mm
- Weight: 70 g

Accessories

- User manual
- QC mark
- 3V (2XAAA)

IMPORTANT NOTICE TO CONSUMERS

This product has been manufactured according to strict specifications and voltage requirements that are applicable in the country in which it is intended that this product should be used. If you have purchased this product via the internet, through mail order, and/or via a telephone sale, you must verify that this product is intended to be used in the country in which you reside.

WARNING: Use of this product in any country other than that for which it is intended could be dangerous and could invalidate the manufacturer's or distributor's warranty. Please also retain your receipt as proof of purchase otherwise your product may be disqualified from the manufacturer's or distributor's warranty.

Notifications

CE mark for European Harmonized Standards

CE mark which is attached to our company's products of AC mains operated apparatus until December 31, 1996 means it conforms to EMC Directive (89/336/EEC) and CE mark And, CE mark which is attached after January 1, 1997 means it conforms to EMC Directive (89/336/EEC), CE mark Directive (93/68/EEC) and Low Voltage Directive (73/23/EEC). Also, CE mark which is attached to our company's products of Battery operated apparatus means it conforms to EMC Directive (89/336/EEC) and CE mark Directive (93/68/EEC).

★Perchlorate Material-special Handling May Apply.