

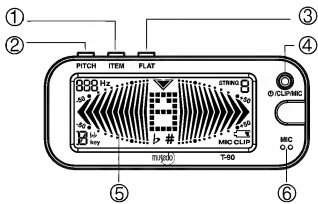
musedo® 夹式校音器

T-90RC 使用说明书

祝贺您拥有了Musedo T-90RC夹式校音器。在您首次使用本产品之前，请花几分钟时间阅读一下本说明书。

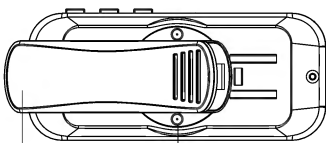
产品界面

· 正面示意图

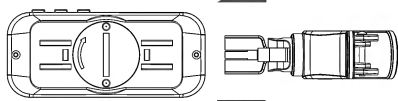


- ① ITEM键
- ② PITCH键
- ③ FLAT键
- ④ POWER和CLIP/MIC键
- ⑤ LCD屏
- ⑥ MIC

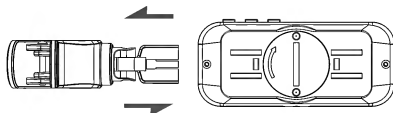
· 背面示意图



- ① 振动传感器
- ② 电池门



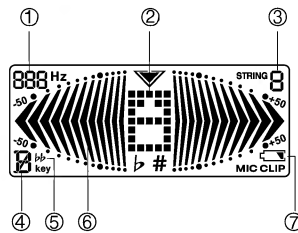
图一



图二

振动传感器可根据实际情况自由固定在机身两侧(如图一、图二), 随意自由分离, 使用更方便。

· LCD示意图



- ① A4值
- ② 音名
- ③ 弦序
- ④ 校音项目
- ⑤ 降半调
- ⑥ 音分
- ⑦ 电量显示

产品特点

- 1、采用蔚科公司最新开发的软件，快速、准确、稳定地校音。
- 2、内置拾音器更方便快捷的校音。
- 3、时尚的外形，彩色LCD显示带来更直观的视觉享受。
- 4、多关节、多角度调整视角。
- 5、自带可调夹，使校音器更稳固地夹在不同厚度的乐器上。
- 6、内置蜂鸣器带来最佳的震动感应效果。
- 7、5分钟内没有有效信号输入或无按键操作时会自动关机。
- 8、每次关机，本机可自动保存当前的设置参数。

操作流程

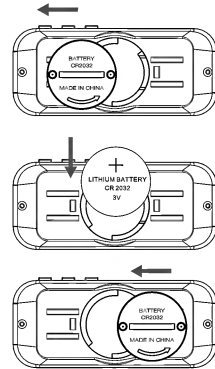
- 1、上电默认十二平均律校音模式，长按POWER键关机，再次长按开机。
- 2、按PITCH调节A4范围:430~450Hz。
- 3、按ITEM键调节校音项目：C(十二平均律)、G(吉他)、B(贝司)、V(小提琴)、U(尤克里里)、Fkey、B[♭]key、E[♭]key。
- 4、在吉他贝司校音模式下，可按FLAT键调节降半音:N/A、b、bb
- 5、内置CLIP、MIC拾音器。
- 6、短按CLIP/MIC键切换信号输入。
- 7、校音结果：
 - a)十二平均律：C、C#、D、E[♭]、E、F、F#、G、G#、A、B[♭]、B
 - b)吉他：6E、5A、4D、3G、2B、1E
 - c)贝司：LB、4E、3A、2D、1G、HC
 - d)小提琴：4G、3D、2A、1E
 - e)尤克里里：4G、3C、2E、1A

技术规格

- 校音项目：十二平均律、吉他、贝司、小提琴、尤克里里。
- 校音调式：C、F、B[♭]、E[♭]
- 校音范围：A₀(27.5Hz)-C₈(4186Hz)
- 信号输入模式：振动传感器、麦克
- 信号检测速度：<20毫秒
- 校音精度：±1音分
- A4范围：430~450Hz
- 降半音：N/A、b、bb
- 电池：CR2032
- 功耗：
 - 校音状态电流<16mA
- 外形尺寸：70(长)×38(宽)×31(高)mm
- 重量：38克

电池更换

当LCD电池符号显示电量不足时，请及时更换电池，如下图：



注：在放入电池时请注意电池正负极方向。

注意事项

■使用环境：

- 避免在高温、潮湿、零下等恶劣的环境中使用
- 避免在强光下使用

■长期不使用本机，请取出电池。

■请勿自行拆卸本机。

■请保存好本手册以便以后查阅。

随机包装附件

■操作说明书

■产品合格证

■CR2032电池一颗

质量承诺

亲爱的用户：

在您使用Musedo产品时，请仔细参阅产品说明书，当您有疑问和困难时，请拨打售后服务热线：

133 0293 1293

- 一周内出现质量问题可退货退款
- 一月内出现质量问题可调换
- 一年内出现质量问题可免费维修
- 终身享有咨询和维修服务

[请向销售商索取有效购买凭证并予以保存]

换修政策

一、包换政策：

1、消费者自购机之日起1个月之内，在正常使用情况下，出现非人为的产品性能故障，且产品外观及包装保持完好的可向所购机的经销商换机。

2、消费者在换机时应出示由经销商开出的购机收据及保修卡，否则经销商可以不予更换。

二、保修政策：

产品在购买之日起1年内，可免费享有维修服务；对于超过1年的产品及人为或不可抗力因素造成损坏的产品，我司可提供有偿维修服务。

深圳市南山区松白路西丽南岗第二工业园A2栋5-6楼
深圳市蔚科电子科技有限公司售后服务部
邮编：518108

T-90RC
Owner's Manual

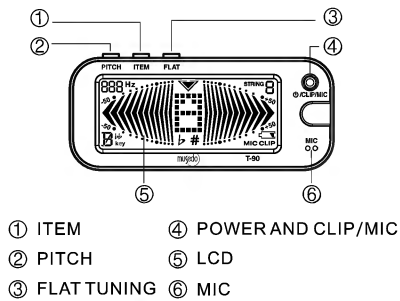
Thank you and congratulations on your purchase of the T-90RC. Using Musedo's proprietary tuning software, the T-90RC tunes faster and more accurately than other tuners of its kind.

Product Description

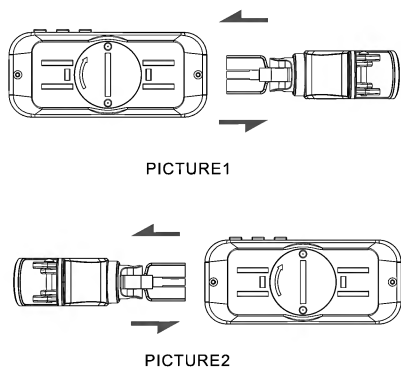
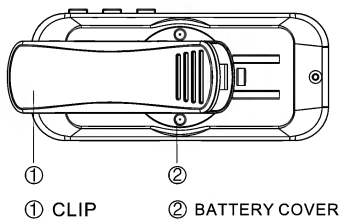
T-90RC is a clip-on tuner. The portable design makes it easy to go with you, The display can be easily rotated in different directions and angles so you can aim it where you like.

Product interface

· Front

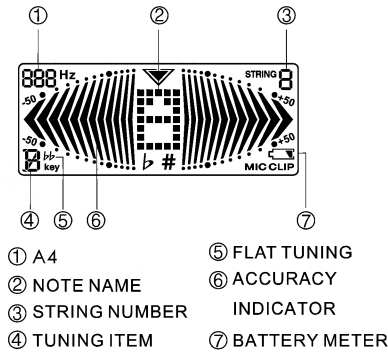


· Back



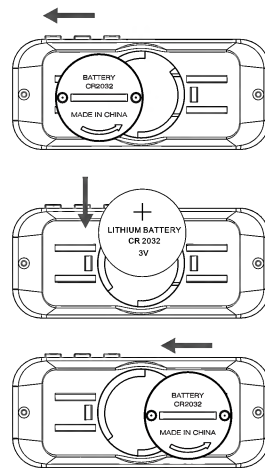
The clip can be attached on either side of the tuner. (As shown in picture 1, picture 2,)

· LCD Interface



Installing the battery

Please change the battery when the meter shows low battery level.



Rotate the battery cover until the compartment opens. Press on the edge of the battery to pop the battery out. Replace with a new one and rotate cover clockwise until it locks. Pay attention to polarity.

Specifications

- Tuning scale: Chromatic, Guitar, Bass, Violin, Ukulele
- Tuning key: C, F, B^b, E^b
- Tuning range: A₀ (27.50 Hz) ~ C₈ (4186 Hz)
- Tuning mode: Vibration/MIC
- Response Time: <20 ms
- Precision: ± 1 cent
- Calibration: 430 ~ 450Hz (1Hz steps)
- Flat: N/A, b, b^b
- Power: 3V (CR2032 lithium battery)
Power consumption:
Tuning mode: <16mA
- Dimension: 70(L) x 38 (H) x 31 (W)mm
- Weight: 38g

Accessories

- User manual
- QC mark
- CR2032 lithium battery

IMPORTANT NOTICE TO CONSUMERS

This product has been manufactured according to strict specifications and voltage requirements that are applicable in the country in which it is intended that this product should be used. If you have purchased this product via the internet, through mail order, and/or via a telephone sale, you must verify that this product is intended to be used in the country in which you reside.

WARNING: Use of this product in any country other than that for which it is intended could be dangerous and could invalidate the manufacturer's or distributor's warranty. Please also retain your receipt as proof of purchase otherwise your product may be disqualified from the manufacturer's or distributor's warranty.

Notifications

CE mark for European Harmonized Standards

CE mark which is attached to our company's products of AC mains operated apparatus until December 31, 1996 means it conforms to EMC Directive (89/336/EEC) and CE mark And, CE mark which is attached after January 1, 1997 means it conforms to EMC Directive (89/336/EEC), CE mark Directive (93/68/EEC) and Low Voltage Directive (73/23/EEC). Also, CE mark which is attached to our company's products of Battery operated apparatus means it conforms to EMC Directive (89/336/EEC) and CE mark Directive (93/68/EEC).

1. The default mode is chromatic, Press and hold power to turn on/off.
2. Press PITCH to adjust A4: 430~450Hz.
3. Press Item to select: C(Chromatic), G(Guitar), B(Bass), V(Violin), U(Ukulele), Fkey, B^bkey, E^bkey.
4. Press FLAT to enable flat tuning: N/A, b, b^b in Guitar/Bass tuning mode.
5. Build-in Clip/Mic pick-up
6. Press Clip/Mic to change the tuning input signal.
7. Note Detection:
Chromatic: C, C#, D, E^b, E, F, F#, G, G#, A, B^b, B
Guitar: 6E, 5A, 4D, 3G, 2B, 1E
Bass: LB, 4E, 3A, 2D, 1G, HC
Violin: 4G, 3D, 2A, 1E
Ukulele: 4G, 3C, 2E, 1A

★Perchlorate Material-special Handling May Apply.